

Applying to Residency: The Year Ahead

MS3 Spring Class Meeting

February 17, 2025

Jim Woodruff, MD

Dean of Students



Pritzker School
of Medicine



MATCH DAY!

March 20, 2026




Our Goal for You: A Fulfilling, Satisfying Career



Applying to Residency

Strategy and Scheduling for the Year Ahead

The Year Ahead



Career Selection Factors to Consider

- Is the specialty a good fit?
- Do your skills, interests, and values match the specialty?
- Long term career goals
- Long term personal goals
- Are you a good fit?
- Consider your entire record and review with your Career and Specialty Advisors

Be Realistic

- When considering a specialty, consider the competitiveness of the specialty and your competitiveness as an applicant.
- Look at your entire portfolio
 - Clerkship designators reported on the MSPE
 - Awards
 - USMLE scores
 - Research & publications
 - Joint degree
 - Extracurricular activities
- Consider subjective personal wishes and specialty features

Career Selection Resources

- Career Advisors
- AAMC Careers in Medicine website
 - Medical Specialty Preference Inventory (150 questions, 30 minutes)
 - Physician Values in Practice Scale (60 questions, 10 minutes)
 - Specialty Pages
- FREIDA: AMA online database of residency programs
- Your MS4 peers! (ex. PMAP)

Fourth Year Schedule

- **Regular Match:**

October – January flexible for interviews

- **Early Match (Military, Ophthalmology, Urology):**

September – December flexible for interviews

- **Smaller Specialties / Surgical Subspecialties:**

November– February flexible for interviews

Dermatology

Neurosurgery

Orthopaedic Surgery

Otolaryngology

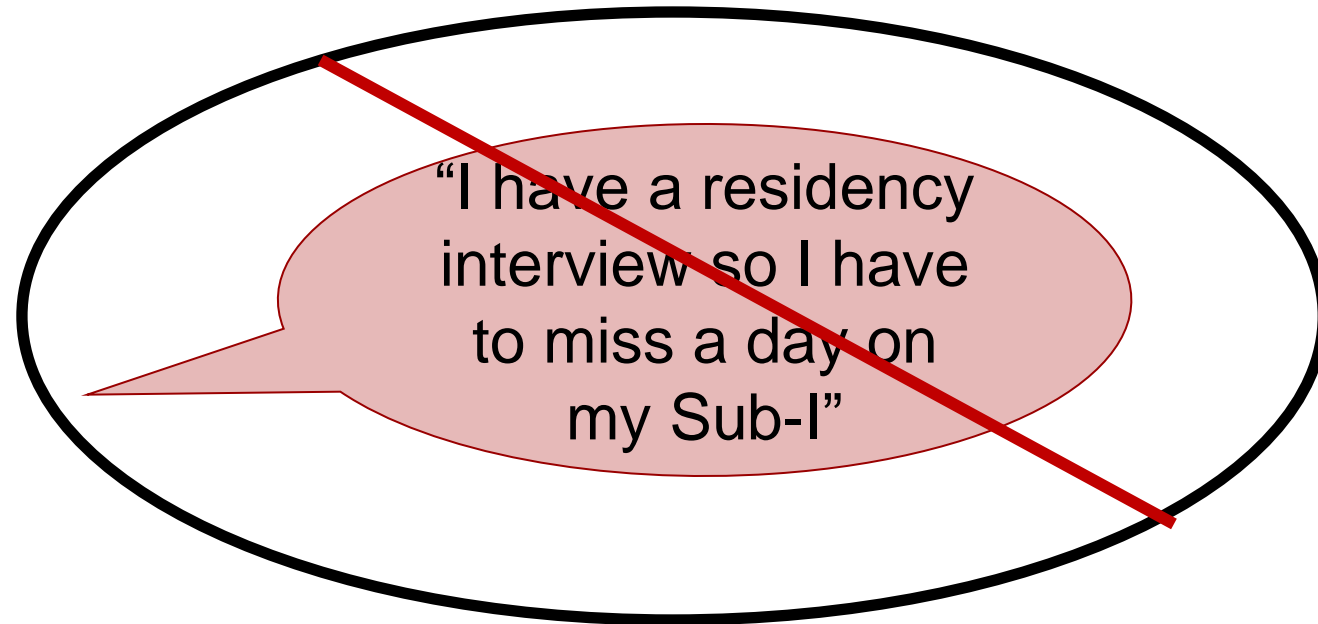
Plastic Surgery

Radiation-Oncology

See the Residency Process Book for sample schedules

Fourth Year Schedule

- Build flexibility for residency interviews into your fourth year schedule
- Having an interview is not an excuse to miss days in a Sub-I or a fourth year rotation



Away Rotations

- Refer to the Residency Process Book for specialty-specific information
- The Away Rotation page on our website has a full list of resources



The screenshot shows the top portion of the Pritzker School of Medicine website. At the top left is the University of Chicago logo and name. To the right is the Pritzker School of Medicine logo. Further right are links for 'Apply', 'Contact', 'Give', and 'Learn'. Below this is a navigation menu with links for 'About', 'Academics', 'Admissions', 'Community Service', 'Scholarly Opportunities', 'Resources', and 'Student Life', along with a search icon. A black banner with white text reads: 'Get the latest updates on COVID-19 from the University of Chicago <https://goforward.uchicago.edu/...>'. Below the banner, the word 'ACADEMICS' is centered in red. The main heading 'Away Rotations' is in large black font. Below it is a paragraph of text: 'Students choose to do away rotations as a way to learn more about a particular program or specialty. Most programs do not require fourth year off-campus rotations, however, some specialties expect medical students to participate in away rotations prior to applying for residency. These specialties include Cardiothoracic Surgery, Dermatology, Emergency Medicine, Neurosurgery, Obstetrics-Gynecology, Ophthalmology, Orthopaedic Surgery, Otolaryngology, Pathology, Plastic Surgery, PMR, Radiation Oncology, Interventional

The Year Ahead



USMLE Step 2

- Must take Step 1 and Step 2 CK in order to graduate
- May register up to 6 months before the date of the exam
- Early sign-up is recommended to get the date/location you prefer
- For optimal use of Step 2 during the interview offer process, take it by mid-July to ensure you have a Step 2 score when you apply to residency programs in September
 - Increase in PDs using Step 2 scores during interview offer process (Oct-Nov)
 - Increase in Step 2 failures across the country
- PSOM deadline: **July 15, 2025**

Why do I have to take Step 2 by July 15?

- Increasingly, residency programs will not rank applicants unless they can see evidence that you have passed Step 2 CK
- Increasing number of program directors in some specialties say they use Step 2 CK to select students for interview
- Test sites/times fill up at least 3-4 months in advance. Scheduling to take your exam by July ensures you will be able to graduate!
- Students tend to do better on Step 2 when they complete the tests immediately following their clerkships

Applying to Residency

Key Vocabulary

Applying to Residency: Key Vocabulary

- **Electronic Residency Application Service (ERAS)**
 - A service that transmits residency applications, letters of recommendation, MSPEs, transcripts, and other supporting credentials from medical schools to residency program directors via the internet.
 - <https://www.aamc.org/students/medstudents/eras/>

Applying to Residency: Key Vocabulary

- **National Resident Matching Program (NRMP)**
 - Matches applicants to programs according to the preferences expressed by both parties (applicants and programs)
 - The NRMP is an applicant-favoring process
 - <http://www.nrmp.org/>

Applying to Residency: Key Vocabulary

- **Main Match:** offers PGY-1 and PGY-2 level residency training positions in most specialties.
- **Early Match:** collection of specialties that operate outside the main match, earlier match process (ophthalmology, urology)
- **Couples' Match:** couples can link their program choices together so that they can be matched into a combination of programs suited to their needs.
- **Military Match:** match held by the US Armed Services.

Applying to Residency: Key Vocabulary

- **Military Match:** Varies by branch: some apply through ERAS & match through the Military Match; some apply outside of ERAS
- **OB/GYN & EM:** Apply through ResidencyCAS and match through NRMP
- **Plastic Surgery:** Apply through Plastic Surgery Common Application (PSCA) and/or ERAS (you may need to use both), match through NRMP
- **SF Match:** Apply through SF Match and match through SF Match for Ophthalmology (<http://www.sfmach.org/>)
- **Urology:** Apply through ERAS & match through the AUA (<http://www.auanet.org/education/residency.cfm>)

Applying to Residency: Key Vocabulary

- **Medical Student Performance Evaluation (MSPE)**
 - A letter of evaluation that describes a student's performance in medical school
 - Not a letter of recommendation
 - Released to programs on September 24, simultaneously with your ERAS (or other) application

Couples' Match

- Anyone interested in couples matching **must**:
 - Notify your Career Advisor & Tyler Lockman
 - Schedule a meeting with Dr. Woodruff no later than early Spring

Applying to Residency

Putting together your application...
and the people who will help you do it

Steps in Applying to Residency

- Get to know the career advising team
- Select a Specialty Advisor
- Understand the components of an application

The Career Advising Team

Dean of Students: Jim Woodruff, MD

Coggeshall Career Advisors

- Brian Callender, MD'04, AM'98
- Maureen Beederman, MD'14

Lewis Career Advisors

- Victoria Barbosa, MD, MPH
- Tipu Puri, MD, PhD

MSPE Director

- Barrett Fromme, MD, MHPE

Huggins Career Advisors

- Arlene Roman, MD
- Brandon Baird, MD

Rowley Career Advisors

- Wei Wei Lee, MD, MPH
- Brady Still, MD'17

Support Staff

- Kate Blythe
- Tyler Lockman

Career and Specialty Advisors

A Career Advisor provides **primary** care:

- Counseling & navigation of the entire match process
- Honest assessment of your overall competitiveness, strengths and weakness
- **Assigned** to you

A Specialty Advisor provides **specialty** care:

- Advice on individual programs & potential letter writers
- Understands nuances of specialty application process
- **Chosen** by you

Career Advisor Limitations

- Never worked in specialty
 - May have excellent observations about specialty, but no direct experience
- May miss application nuances
 - Each specialty has their own style

Specialty Advisor Limitations

- Specialty Loyalty
 - May not be able to assess your relative competitiveness
 - May not understand nuances of today's application requirements
- Recruiter Mentality
 - Promote their favorite programs

Assembling your Team

April – June	# 1 Career Advisor Check-in: Career Selection
April – June	Complete Online Residency Application Survey
May – June	Specialty Advisor Appt. Bring to the meeting: <ul style="list-style-type: none">• A draft of your personal statement• A draft of your CV
April – July	MSPE Appt. Prior to the meeting: <ul style="list-style-type: none">• Send CV draft to Tyler for review/revision• Noteworthy Characteristics finalized (by April 1)• MSPE Survey MUST be completed
June – Aug.	# 2 Career Advisor Check-in: Application
July – Aug.	MSPE Review
Aug. – Sept.	# 3 Career Advisor Check-in: Interview + Mock Interview
Jan. – Early Feb. 2026	# 4 Career Advisor Check-in: Rank list

Components of an Application

- Application (ERAS, SF Match, etc.)
- USMLE Scores
- Letters of Recommendation
- Personal Statement
- Medical Student Performance Evaluation (MSPE)
- Pritzker Transcript
- ERAS Photo
- Program Signals

Letters of Recommendation

- 4 letters allowed per program
 - 3 clinical letters (1 may need to be a Chair's letter)
 - 1 research letter (only if appropriate)
- Provide letter writers with the following:
 - ERAS Letter Request Form
 - Draft of CV and personal statement
- Give faculty **at least 6 weeks** notice
 - September 12 deadline (ask by **end of July!**)

See The Residency Process Book for specialty-specific information

Personal Statement

Thinking about and drafting your Personal Statement early in the process...

- Helps **you**:
 - Figure out your career/specialty choice
 - Articulate what you like about the specialty, which will be beneficial during interviews!
- Helps **your letter writers**:
 - Have a more meaningful conversation with you when you ask for a LOR
 - Understand what points about you to highlight in the LOR
- The personal statement is probably the hardest piece of your application – start early for the best results!

See The Residency Process book for strong examples

Personal Statement Workshop

May 19, 2025

&

June 11, 2025

Program Signals

- Now used by more than 20 specialties to help determine interview offers; integrated in the applications (ERAS, SF Match, etc)
- Number of signals varies by specialty
- Some specialties and programs advise to signal home program + away rotation site; others advise *not* to. Be sure you know what to do!
- Be honest and diversify your signal distribution

More information and advice to come on this in the spring!

Anesthesiology
Dermatology
Radiology (Diag & Int)
Emergency Medicine
Family Medicine

Neurology (Adult & Child)

more specialties may decide to participate by the spring

Steps in Applying to Residency

- Get to know the career advising team
- Select a specialty advisor
- Understand the components of an application
- **Begin MSPE process**

What is the MSPE?

Medical Student Performance Evaluation

- Review of student's medical school experiences and noteworthy characteristics
- Academic history
 - Pritzker Honors and Awards
 - Summary evaluation from Clinical Skills
 - Summary evaluations from all required clerkships
- Overall summary
- Appendices

What is the role of the MSPE director?

- Meets with each student to discuss the residency application process and gather information for the Medical Student Performance Evaluation (MSPE)
- Works with staff on MSPE construction
- Reviews MSPE with student

Sign up instructions to come in March

What is in the MSPE?

- Clerkship summaries are the bulk of the MSPE
- Professionalism comments are highlighted
- Summary statement based on holistic evaluation of performance in curriculum, scholarship, and service

See The Residency Process book for an example of an MSPE

What *we* need to complete your MSPE

- Complete biographical data on **MSPE Survey** (link on website)
- A scheduled MSPE meeting with Dr. Fromme in spring/summer
 - MSPE written in order of survey completion/MSPE meeting
- A draft CV (template online, or generate from SMS)
- Your Noteworthy Characteristics (submitted in MSPE survey)
- Clinical Clerkship Grades
- A second MSPE review with Dr. Fromme in late summer

**Let us know immediately if you are doing an away rotation;
second meetings MUST be conducted in person.**

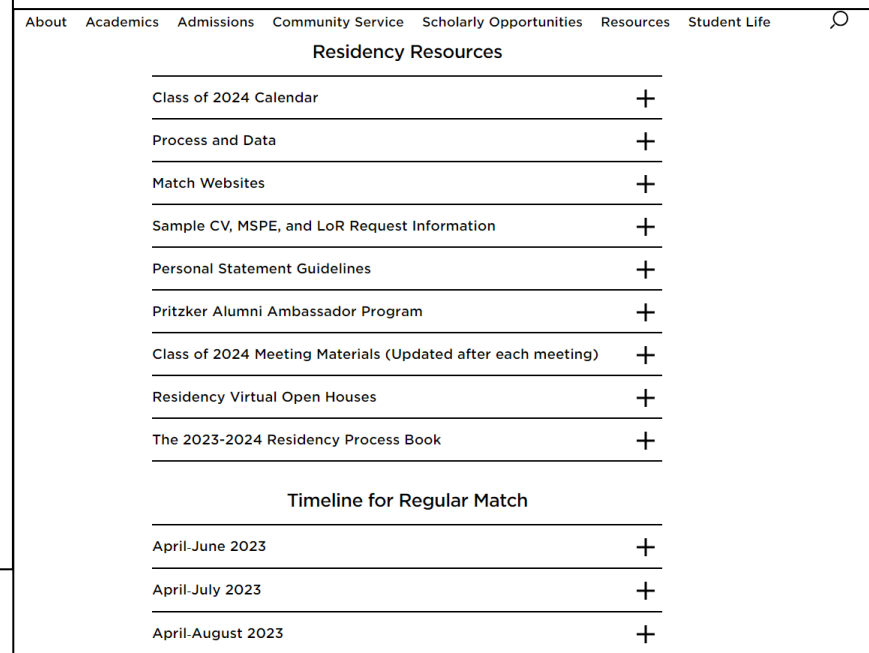
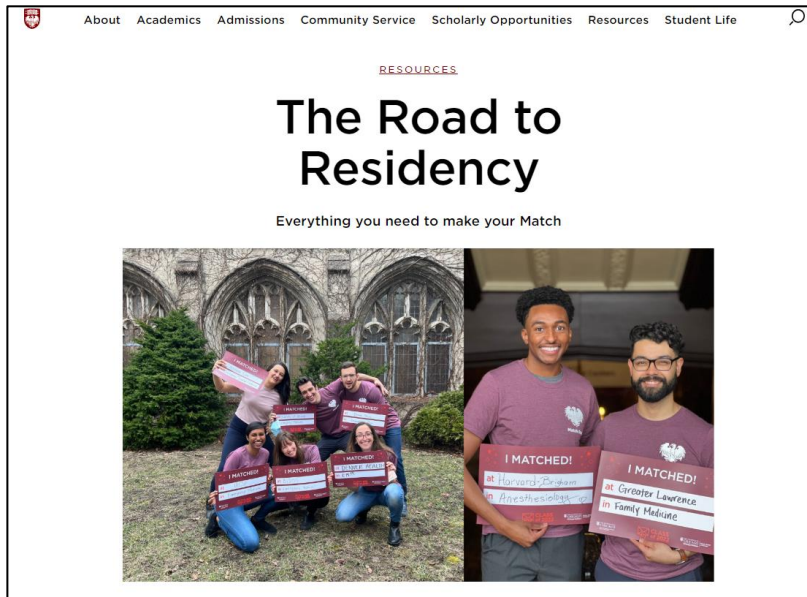

Residency Application Survey—Used to Construct MSPE

The screenshot shows a web browser window titled "Student Information - Google Chrome" with the URL <https://aaa-elrond04.cri.uchicago.edu/StudentManagementSystem/ResidencyApplicationSurvey/SurveyPage.aspx?OpenSurveyFromMSPE=1>. The page header includes the "SMS Student Management System" logo and a navigation menu with the following items: Basic Information, Career Advising, Personal Statement, Academic Performance, Pre-Medical Education, Graduate School & Medical School Pre-Medical Experience, Academic History, PSOM Experience On File, and Summary & Submit. A progress bar below the menu shows the current status of each section. The "Career Advising" section is currently active and highlighted. Below the navigation menu, there are several tabs: Basic Information, Career Advising (selected), Personal Statement Worksheet, Academic Performance, Pre-Medical Education, Graduate & Work Experience, Medical School Experience, Academic History, PSOM Experience On File, Summary & Submit, and CV Creation. The main content area of the "Career Advising" section contains the following text: "Please tell us about the personal information that you hope to emphasize during your residency interviews and personal statement. You should expand upon these questions as you see fit." Below this is a field for "Career Advisor: Tipu Puri" with a note "(If this is not your career advisor, please email [System Administrator](#))". There is a "Specialty Choice" section with a "No records available" message and a note that "Specialty advisor and recommendation letters will be available for entering data after [Specialty Choice](#) is entered first." There is also a "Specialty Advisor" section and a "Recommendation Letters" section with instructions: "Please type the names of the faculty members that you will ask to write letters of recommendation for you. Remember, for each specialty that you are applying in, you will need at least 3 letters commenting on your clinical abilities. If you are a PhD student or took a year off to do research, you also need a fourth letter from your research mentor. Note: Some specific departments/specialties require that Chair letters be written on your behalf. Consult your specialty/career advisor and the [residency process booklet](#) to find out the process for your specialty." A "Go to next page" button is located at the top right of the main content area.

ERAS/Graduation Photos

- You **must** submit a photo with your ERAS/Residency application
- 3-5 dates will be available in April-June when you can get your photo taken on campus for free
- Even if you already have a professional photo, you still **need** to get one taken because we use them for the graduation composite
- Students taking a year off should **NOT** sign up for a photo unless there are extra slots remaining (Tyler will communicate)

Residency Resources Webpage



Residency Resources	
Class of 2024 Calendar	+
Process and Data	+
Match Websites	+
Sample CV, MSPE, and LoR Request Information	+
Personal Statement Guidelines	+
Pritzker Alumni Ambassador Program	+
Class of 2024 Meeting Materials (Updated after each meeting)	+
Residency Virtual Open Houses	+
The 2023-2024 Residency Process Book	+
Timeline for Regular Match	
April-June 2023	+
April-July 2023	+
April-August 2023	+

- Digital copy of Residency Process Book
- CV Template
- MSPE Survey link
- ERAS Photo link
- Class Meeting Materials

Complete your Application

May-July

Ask for letters of recommendation

Organize your CV (use the template)

Complete your personal statement

June

Receive your token & register for ERAS or other application

June-September

Complete the MyERAS or other residency application

September 4-25

Review MyERAS application carefully and submit

Mid September

Register with the NRMP

Steps in Applying to Residency

- Get to know the career advising team
- Select a specialty advisor
- Understand the components of an application
- Begin MSPE process
- Select programs for application

Choosing Programs to Send Applications

- Considerations:
 - Your list should have breadth and depth – give yourself plenty of options from the start!
 - Is there a preliminary program requirement?
 - Anesthesiology, Dermatology, Neurology, Ophthalmology, PMR, Rad-Onc, Radiology
 - Competitiveness
 - Quality of the program
 - Your own qualifications
 - Geography
 - Family

Your specialty advisor is instrumental in creating this list

Pritzker Alumni Ambassador Program

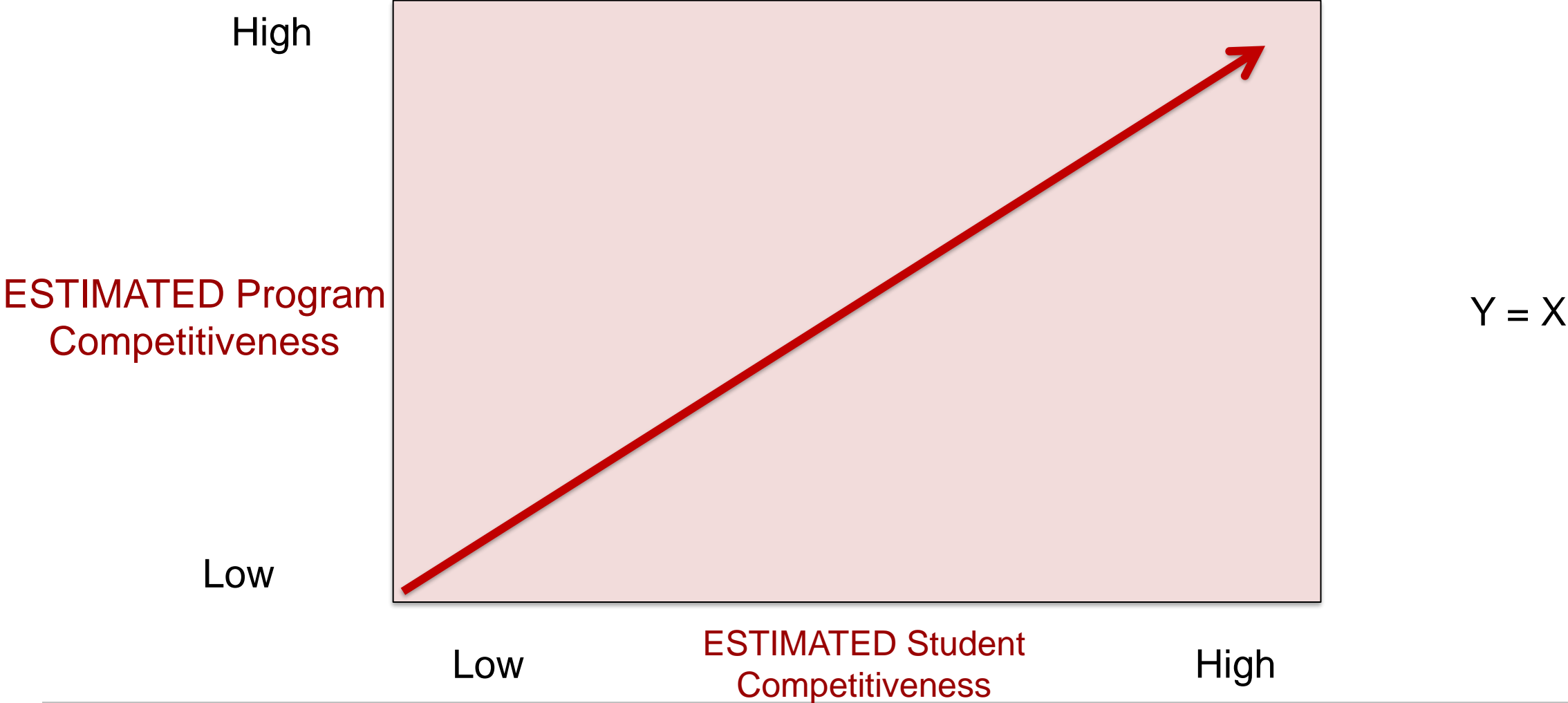
The interface is divided into three main sections:

- Members (Search Filter):**
 - Member name: [Search box]
 - Member type:
 - Student
 - Alum
 - Parent
 - Staff/Faculty
 - Supporter
 - Pritzker School of Medicine Student
 - Pritzker School of Medicine Alumni
 - MD Class Year: [Search box]
 - Primary Specialty: [Search box]
 - Residency – Institution: [Search box]
 - Residency – Specialty: [Search box]
 - Fellowship – Institution: [Search box]
 - Fellowship – Specialty: [Search box]
- Alumni List:** A list of six alumni profiles, each with a circular icon and buttons for "Send a message" and "Schedule a call".
 - Jen Dwyer:** Medical Director at Silicon Valley neuro-focused med-tech start up. Pritzker School of Medicine Alumni - 2012 Doctor of Med... 1999 Bachelor of Arts - BA in ENGL from Brown University. San Francisco, CA.
 - Alan Ira Newman:** Pritzker School of Medicine Alumni. Pritzker School of Medicine Alumni - 1982 Doctor of Med... CHICAGO, IL.
 - Ben Bowman:** EM Resident interested in Aerospace Medicine. Pritzker School of Medicine Alumni - 2020 MD in Medicine. Hyde Park, IL.
 - Anthony Shum:** Physician scientist specializing in autoimmunity, lung disorders, Mendelian diseases. Pritzker School of Medicine Alumni - 2006 Doctor of Med... San Francisco, CA.
 - Chelsea Dorsey:** Pritzker Alum. Pritzker School of Medicine Alumni - 2010 Doctor of Med... Chicago, IL.
 - Lana Zarienga:** Family physician and advocate for social justice. Pritzker School of Medicine Alumni - 1995 Doctor of Med... Saugatuck, Michigan.
- Profile Detail (Jen Dwyer):**
 - About Me:**
 - Email: jen.elizabethdwyer@gmail.com
 - Fellowship – Years: 2017-2018
 - MD Class Year: 2012
 - Primary Specialty: Neurology
 - Residency – Institution: University of California San Francisco
 - Residency – Specialty: Neurology
 - Fellowship – Institution: Stanford University
 - Fellowship – Specialty: Sleep Medicine
 - Residency – Years: 2012-2016
 - UChicago Degree(s): MD/PHD (Computational Neurocience)
 - Academic Career: The University of Chicago, Chicago, IL. Degree: 2012 Doctor of Medicine - MD in MD/PHD
 - Willing to Help With:**
 - Pursuing non-traditional careers
 - Providing residency/fellowship advice and clinical rotation advice
 - Pursuing additional graduate degrees (PhD, MSA, etc.)
 - Choosing a clinical vs. academic profession (or balancing both)
 - Sharing info about my place of work and managing work/life balance
 - Specialty advice
 - Communities:** Pritzker School of Medicine Alumni

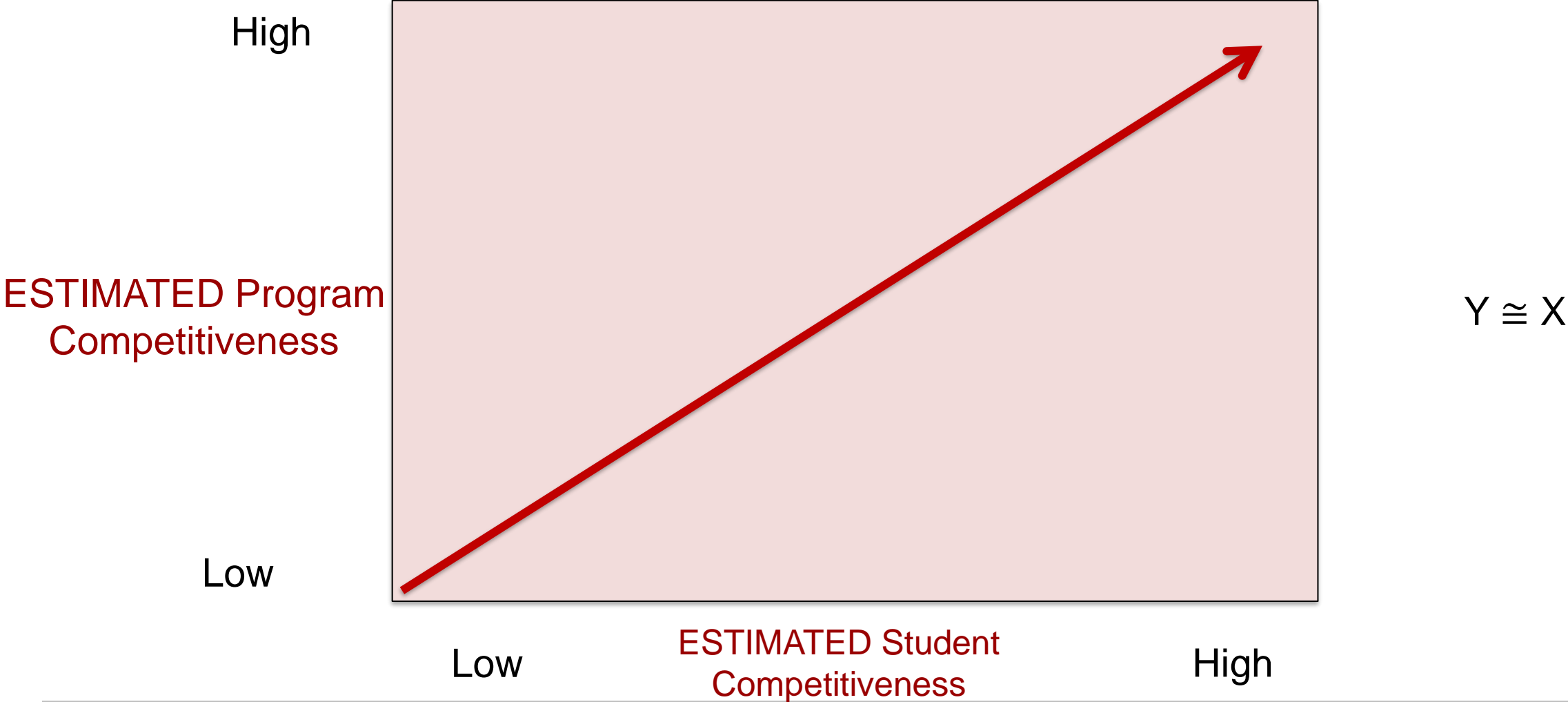
How to Sign Up/ Login

1. Visit uchicago.wisr.io/signup
2. Select “**Pritzker School of Medicine Student**” as your membership type
3. Request to join the **Pritzker Alumni Ambassador Program** community
(*The UChicago MBSAA will grant you access within one business day*)
4. Watch a short video tutorial to help you get started (linked on our Road to Residency page under “Residency Resources”)

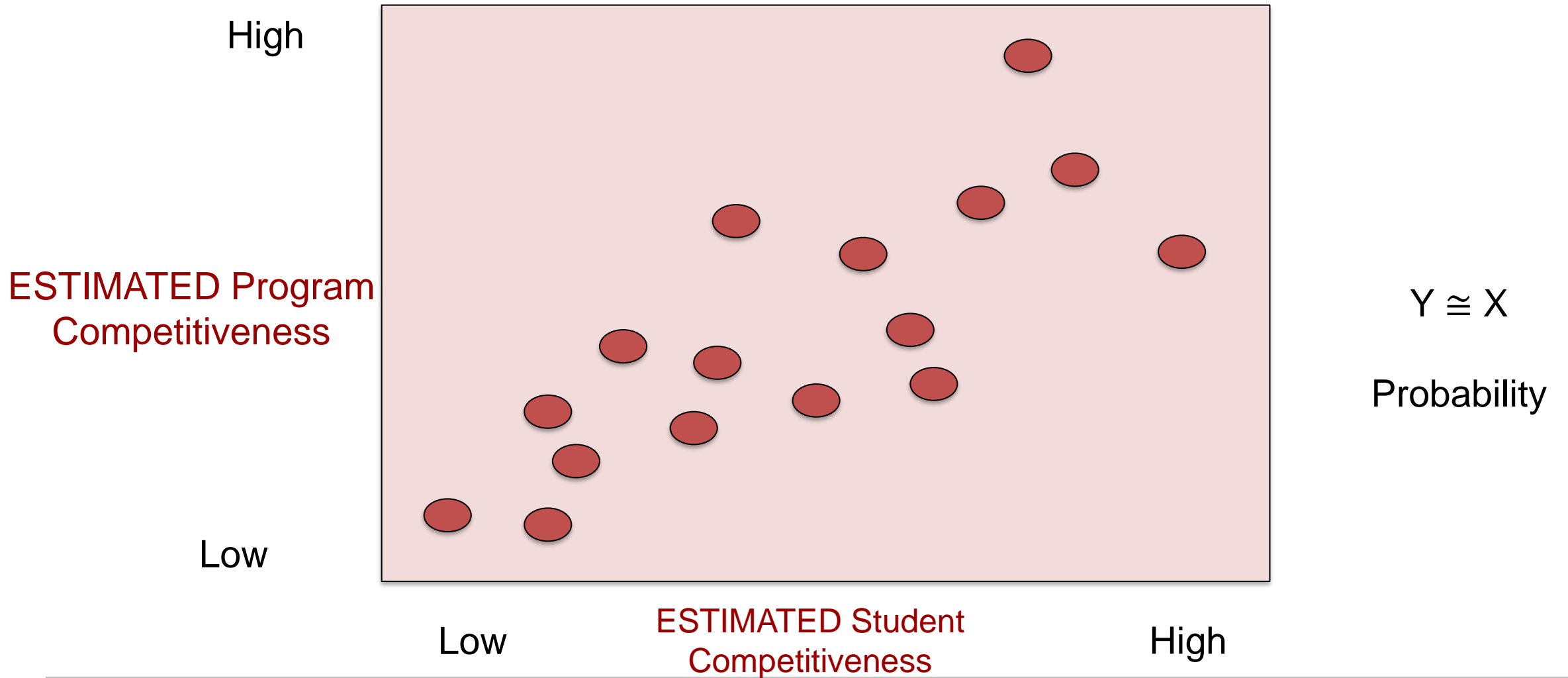
Uncertainty and the Match



Uncertainty and the Match



Uncertainty and the Match



Uncertainty and Patient Care

- Working with Uncertainty:
 - Do your homework (minimize uncertainty)
 - Account for less than total control (manage uncertainty)

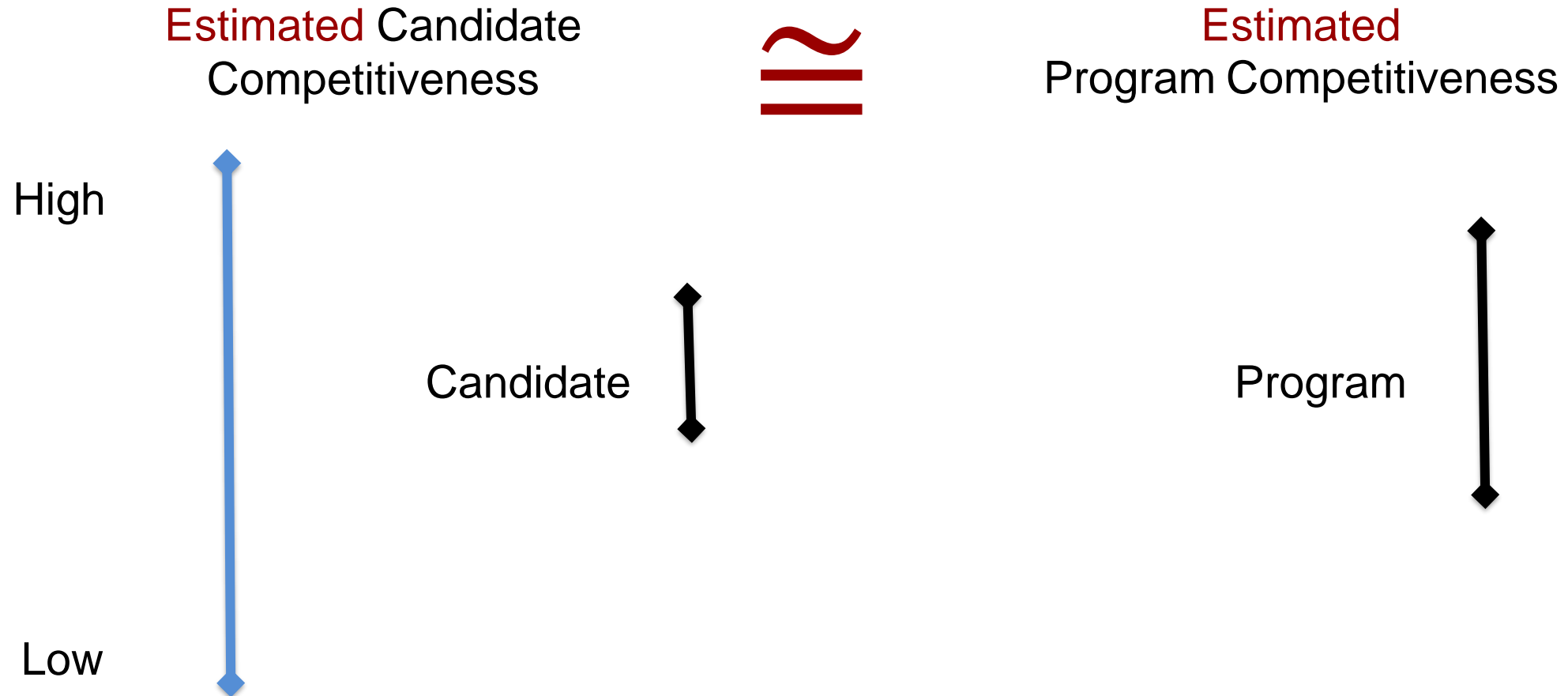
Uncertainty and the Match

- Working with Uncertainty:
 - Do your homework (minimize uncertainty)
 - Account for less than total control (manage uncertainty)

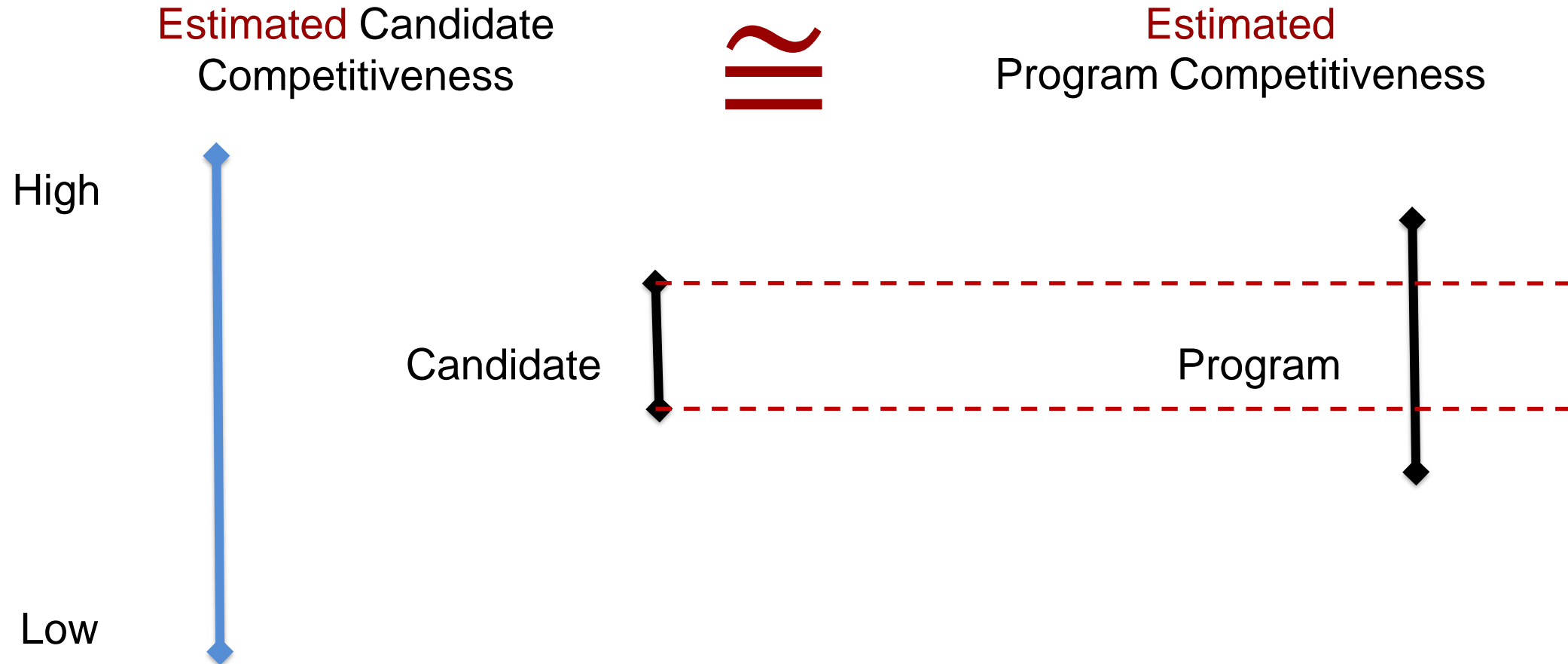
Doing your Homework (Minimizing Uncertainty)

- Timely completion of application
- Careful attention to your personal statement
- Careful selection and management of your letters of recommendation
- Research target programs
- Access advice from advisors to refine all documents and the program list

Account for Uncertainty



Account for Uncertainty




Steps in Applying to Residency

- Get to know the career advising team
- Select a specialty advisor
- Understand the components of an application
- Begin MSPE process
- Select programs for application
- **Apply!**


Steps in Applying to Residency

- Get to know the career advising team
- Select a specialty advisor
- Understand the components of an application
- Begin MSPE process
- Select programs for application
- Apply!
- Interview
- Rank your programs
- Graduate

The Career Advising Team...





Is available to help at any point in the process



Has your best interest at heart

Believes in you and will be your advocate



Spring Quarter To-Do List

- Participate in the Lottery
- Complete annual OSHA requirements
- Fill out Careers in Medicine Medical Specialty Preference Inventory (MSPI) and Personal Values in Practice (PVIPS) scales
- Schedule meeting with your career advisor sometime this quarter (April-June)
- Review the Residency Process Book
- Fill out the MSPE survey (April-June)
- Sign up for ERAS/Graduation photo
- Start putting together your CV
- Start drafting your personal statement
- Meet with Dr. Fromme for MSPE Meeting (April-July)
- Mark your calendar: May 28, MS4 Class Meeting #1!**

MS4 Class Meetings

Wednesday, May 28 at 5:00pm

MS4 Class Meeting #1: Residency Application Overview

Monday, June 23rd at 5:00pm

MS4 Class Meeting #2: ERAS & Residency Application Overview

Monday, September 15th at 5:00pm

MS4 Class Meeting #3: Interviewing for Residency

Tuesday, January 20th at 5:00pm

MS4 Class Meeting #4: Preparing Your Rank List

Match Day: March 20, 2026!

